


# ST. JOSEPH CATHOLIC SCHOOL



*Growing Together in Faith and Academics*

**2017-2018**

**ANNUAL REPORT**



## **PURPOSE OF THIS REPORT**

The 2017-2018 annual report is submitted to all St. Joseph Catholic School families and stakeholders in accordance with Rule 14 of the Nebraska Department of Education. The report will include student performance, school demographics, and financial information.

## **MISSION STATEMENT**

As followers of Christ at St. Joseph Catholic School, we will encourage, strengthen, share the faith, and facilitate life-long learning for all of God's children.

## **EDUCATIONAL PHILOSOPHY**

St. Joseph Parish established a Catholic School in 1888 in order to fulfill, in part, the mandate of Christ to teach the Gospel to the whole world. St. Joseph Catholic School helps to form students in Christ by means of teaching doctrine, celebrating Liturgy and prayer, building community in Christ, and fostering Christ-like service, in order to assist parents in their duty as primary educators of their children.

## CERTIFIED STAFF

STAFF MEMBER	EDUCATION LEVEL	YEARS OF EXPERIENCE	POSITION
Father Robert Barnhill	S.T.L.	32	Pastor
Andrew Haake	M.A.	6	Principal
Denise Behrends	B.A.	10	Preschool
Trisha Diekman	B.A.	3	Kindergarten
Heather Hull	M.A.	9	1 <sup>st</sup> Grade
Emily Lohr	B.A.	7	2 <sup>nd</sup> Grade
Ali Stohs	B.A.	1	3 <sup>rd</sup> Grade
Ellen Hagemeyer	B.A.	5	4 <sup>th</sup> Grade
Karlie Bracht	B.A.	1	5 <sup>th</sup> Grade
Janet Lancaster	B.A.	3	Music

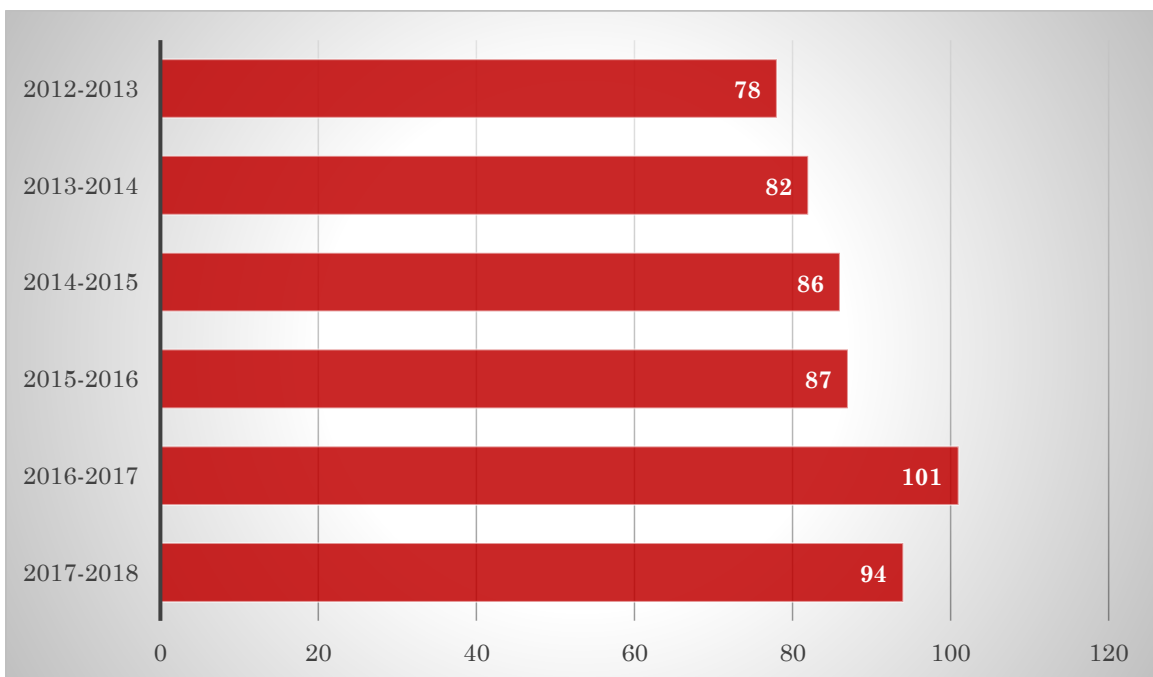
## CLASSIFIED STAFF

STAFF MEMBER	POSITION
Tammy Zarybnicky	Administrative Assistant
Shelli Hubka	Rectory/Business Secretary
Melissa Powers	Preschool Aide
Natasha Manthei	Preschool Aide
Sam Stevens	Maintenance/Custodial
Donna Meyers	Custodial
Teresa Baginski	Foster Grandparent
Rose Marie Milke	Foster Grandparent

## ENROLLMENT

Grade	Female	Male	Total
PK 3	8	8	16
PK 4	8	11	19
K	7	4	11
1 <sup>st</sup>	7	10	17
2 <sup>nd</sup>	4	4	8
3 <sup>rd</sup>	2	5	7
4 <sup>th</sup>	2	5	7
5 <sup>th</sup>	7	2	9
<b>Total</b>	<b>45</b>	<b>49</b>	<b>94</b>

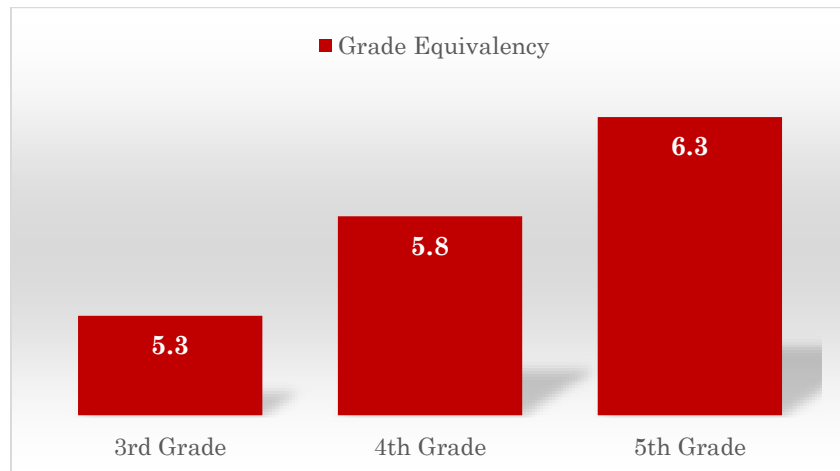
## PK-5 HISTORICAL ENROLLMENT FIGURES



## IOWA ASSESSMENTS

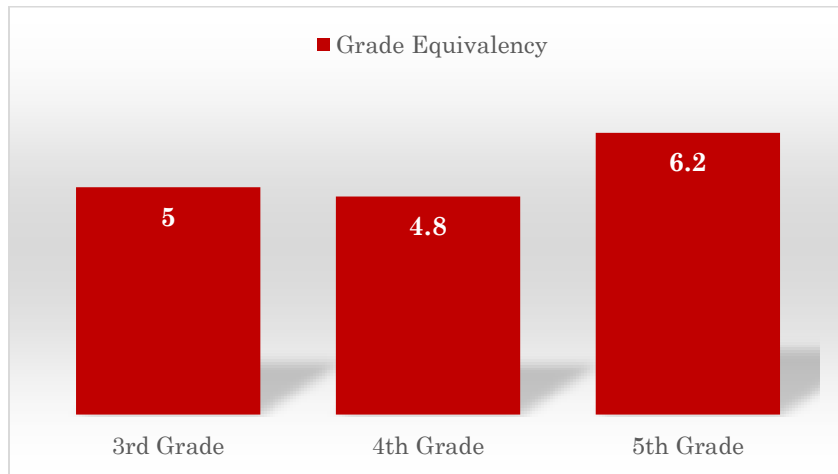
The Iowa Assessments, formerly known as the Iowa Test of Basic Skills, is a norm-referenced test developed by the University of Iowa. The Iowa Assessments measure student achievement in multiple content areas, monitor student growth, and provide the ability to make comparisons on a national level. The Iowa Assessments are given to students in grades 3-5 during the month of March.

### Language Arts

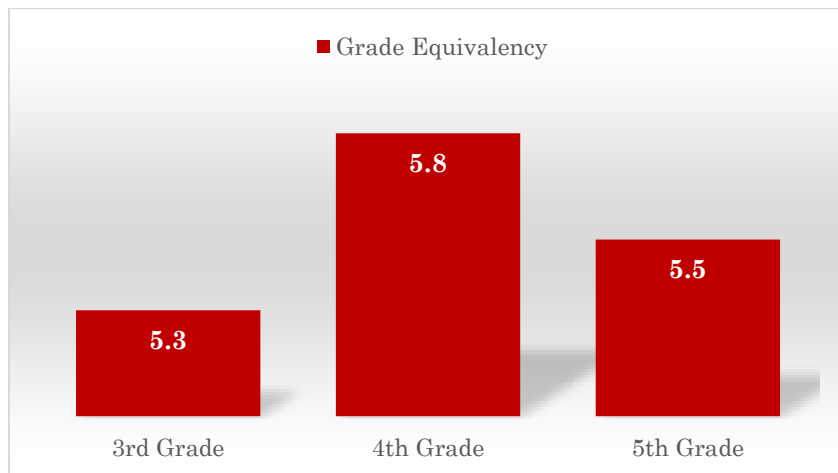


Note: Grade equivalency corresponds to a given standard score indicating the grade level and number of months of instruction at which the typical student has obtained this score. These results are from the 8<sup>th</sup> month of their respective grade (3.8, 4.8, and 5.8). Example: 5.3 under third grade shows that our students scored equivalent to a 5<sup>th</sup> grader in the 3<sup>rd</sup> month of instruction.

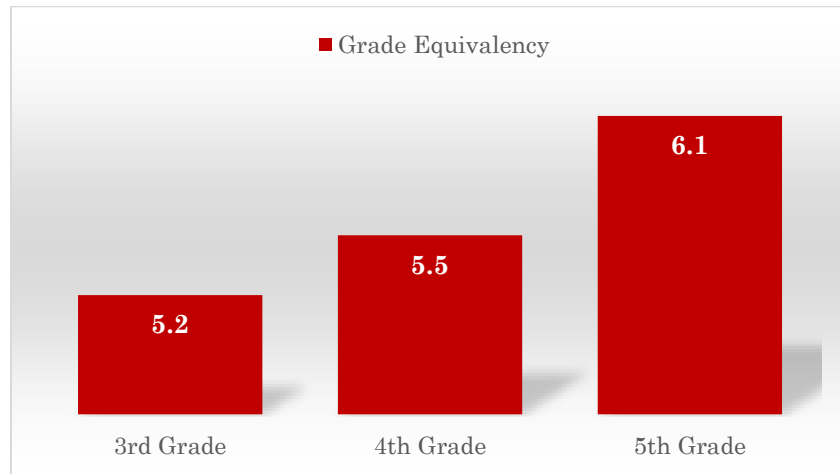
## MATH



## SCIENCE



## COMPOSITE



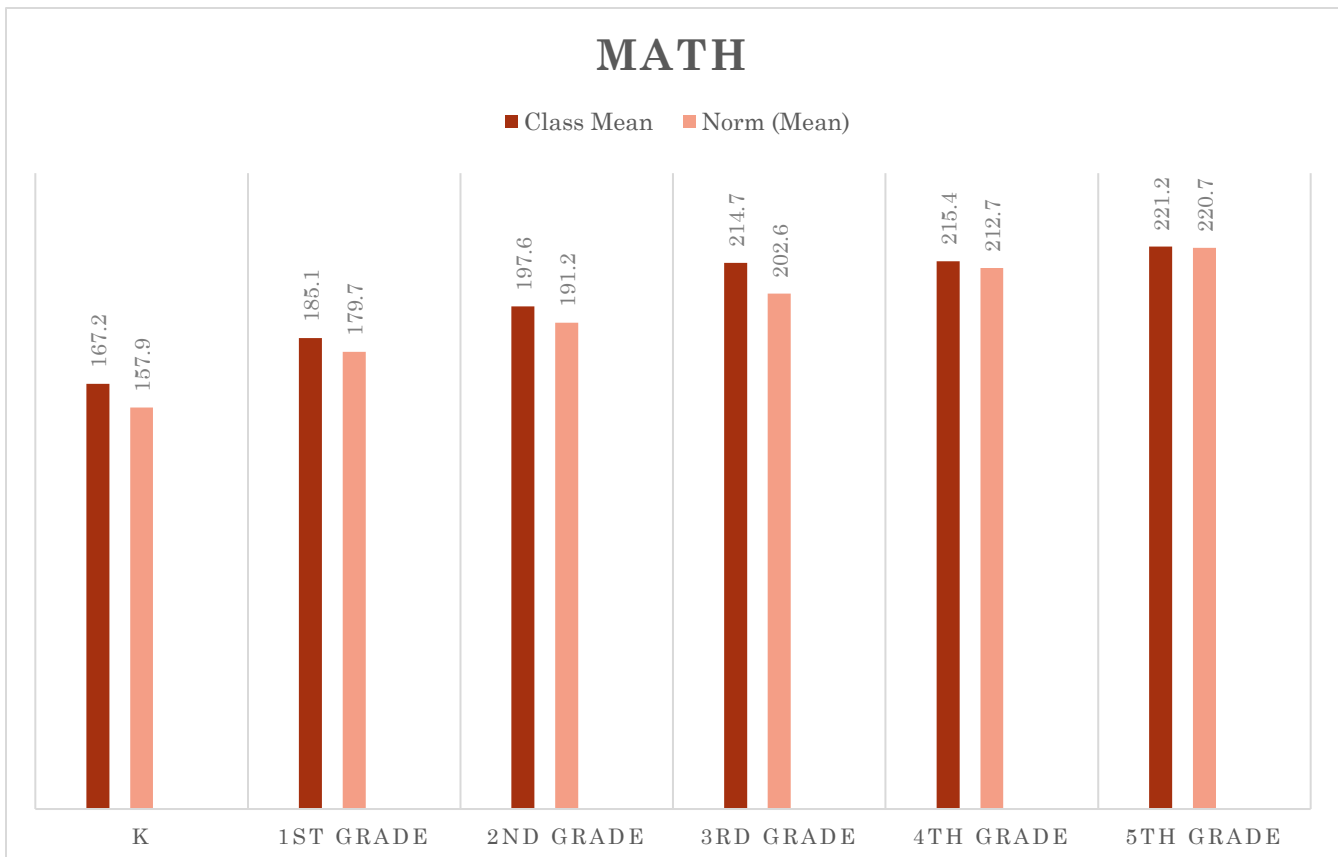
Interpreting Results – Analyzing norm-referenced results against the national norms is difficult with class sizes averaging between 7-10 students. However, 45% of our students scored in the upper quartile nationally on the composite exam.

Individual test scores are given to parents in May and may also be requested, in person, from the school office.

## NWEA MAP ASSESSMENT

NWEA MAP (Measure of Academic Progress) Assessments were implemented in 2017-2018. MAP Assessments are norm-referenced tests given three times per year. The data is utilized to individualize instruction throughout the course of the year. The MAP Assessments use a scale called RIT to measure student achievement and growth.

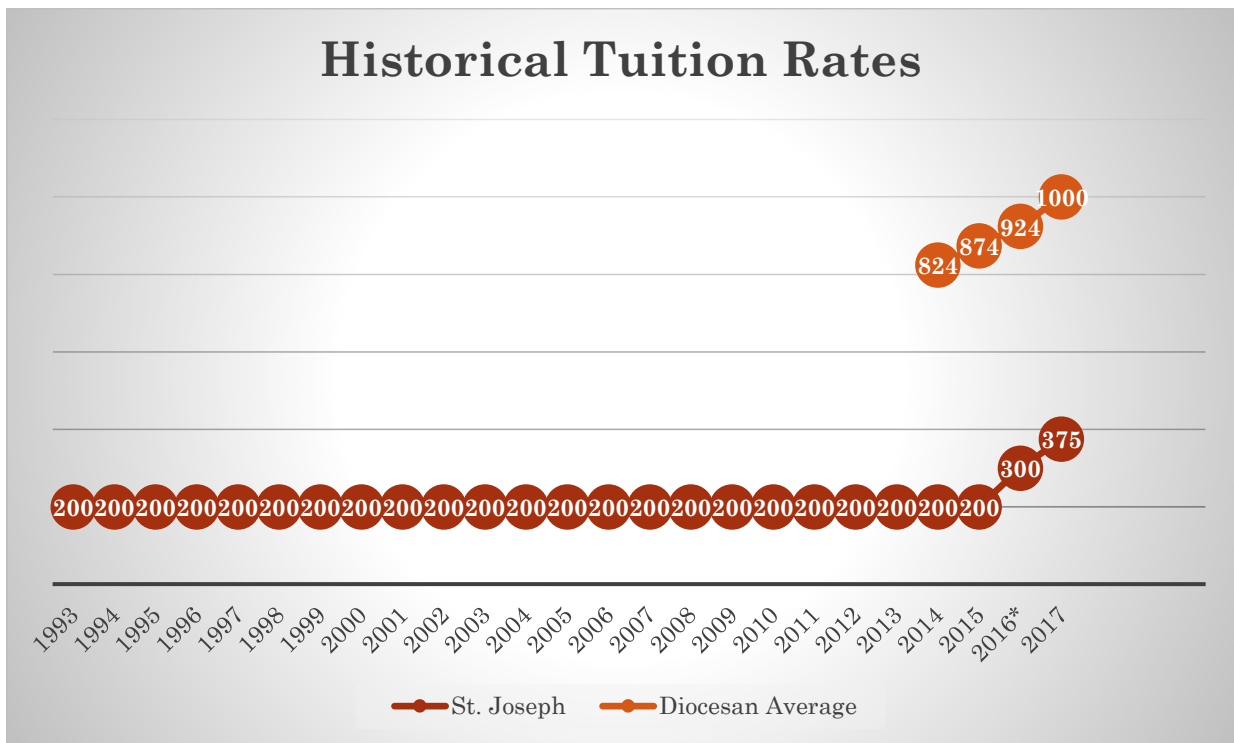
ITBS testing is a Diocesan required test used to gather data for comparative purposes among all Catholic schools, whereas MAP is locally implemented and the data is used for everyday instruction.







## TUITION RATES



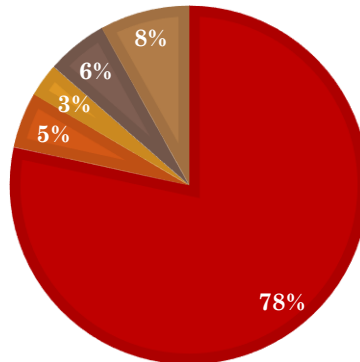
\* 2016 St. Joseph changed the previous “book fee” terminology to “tuition”.

## STEWARDSHIP COVENANT

St. Joseph Catholic Parish subsidized approximately 78% of St. Joseph School’s operational cost in 2017-2018. A five year tuition schedule was released in 2017-2018, showing an annual tuition increase of \$75. The tuition at St. Joseph Catholic School is significantly lower than parochial schools in the area and communities the size of Beatrice. Because of that, the school issued a Stewardship Covenant in 2016-2017 asking families to help cover the educational costs of the school by way of an increased parish offering. A meeting was held with all parents in the spring of 2018 to show the progress of the Stewardship Covenant as well as present changes made to the document. Below is an illustration of the progress of the Stewardship Covenant.

### EFFECTS OF STEWARDSHIP COVENANT

- Parish Subsidy - \$357,431.32
- Tuition Payments - \$21,899
- One Time Gifts - \$12,622
- Endowment Interest - \$6,201.45, Red Raven Daycare - \$20,745.07
- School Family Church Offering (Stewardship Covenant) - \$36,518



Note: Our school/parish short term goal was to reduce the parish subsidy to 75%. A 3% increase was made from last year, however, 84% (\$30,845) of school family givings came from just 11 families. Increased participation among all school families will ensure St. Joseph Catholic School is financially stable for years to come.